


# 10GBASE-T SFP+ Copper RJ-45 30m Transceiver

SFP-10G-T-30I



## Application

- 10 Gigabit Ethernet over Cat6a Cable
- Up to 30m Reach over Cat6a Cable

## Features

- Support 10GBASE-T on Line Port
- Support 10GBASE-R on Host Port
- Hot-pluggable SFP Footprint
- Compact RJ-45 Connector Assembly
- RoHS Compliant
- Single +3.3V Power Supply
- Lower Power Consumption
- Industrial Temperature Range: -40 ~85°C

Description

The 10GBASE-T SFP+ Copper RJ-45 transceiver provides 10GBASE-T throughput up to 30m over cat6a/cat7 copper cable via RJ-45 connector. This transceiver is compliant with IEEE 802.3an, IEEE 802.3az, SFF-8431 and SFP+ MSA. Each SFP+ transceiver module is individually tested to be used on a series of switches, routers, servers, network interface card (NICs) etc. Featuring an operating temperature range of -40 to 85°C, this industrial transceiver can work in harsh industrial environments, such as telecommunication, data processing & management, the application of industrial and factory automation, outdoor applications, rail and intelligent transportation systems (ITSs), marine, oil and gas, mining etc.

I. Product Specifications

Parameter	Symbol	Min	Typ.	Max	Unit	Notes/Conditions
Bit Rate	BR			10	Gb/sec	IEEE 802.3 compatible. See Notes 1 below

Notes:

1. Clock tolerance is +/- 50 ppm

II. Environmental Specifications

Parameter	Symbol	Min	Typ.	Max	Unit	Notes/Conditions
Operating Temperature	Top	-40		85	° C	I Temp
Storage Temperature	Tsto	-40		85	° C	Ambient temperature

III. Transmission Distances

Line Port	Cable	Reach	Host Port
10GBASE-T	Cat6a/Cat7	30m	10GBase-R

IV. Electrical Characteristics

Low-Speed Signals, Electronic Characteristics					
Parameter	Symbol	Min	Max	Unit	Notes/Conditions
SFP Output LOW	VOL	0	0.5	V	4.7k to 10k pull-up to host_Vcc, measured at host side of connector
SFP Output HIGH	VOH	host_Vcc -0.5	host_Vcc + 0.3	V	4.7k to 10k pull-up to host_Vcc, measured at host side of connector
SFP Input LOW	VIL	0	0.8	V	4.7k to 10k pull-up to Vcc, measured at SFP side of connector
SFP Input HIGH	VIH	2	Vcc + 0.3	V	4.7k to 10k pull-up to Vcc, measured at SFP side of connector

- Notes:
- 1. MOD\_DEF(1) (SCL) and MOD\_DEF(2) (SDA), are open drain CMOS signals (see section VII, "Serial Communication Protocol").
  - 2. Both MOD\_DEF(1) and MOD\_DEF(2) must be pulled up to host\_Vcc

V. Electrical Power Interface

Parameter	Symbol	Min	Typ.	Max	Unit	Notes/Conditions
Supply Current	Is		570	820	mA	2.7W max power over full range of voltage and temperature. See caution Notes below.
Input Voltage	Vcc	3.13	3.3	3.47	V	Referenced to GND
Maximum Voltage	Vmax			4	V	
Surge Current	Isurge		TBD		mA	Hot plug above steady statecurrent. See caution notebelow.

Notes:

1. The SFP+-10GBASE-T has an input voltage range of 3.3 V +/- 5%. The 4V maximum voltage is not allowed for continuous operation.
2. Power consumption and surge current are higher than the specified values in the SFP MSA.

VI. High-Speed Electrical Interface

Parameter	Symbol	Min	Typ.	Max	Unit	Notes/Conditions
High-Speed Electrical Interface, Transmission Line-SFP						
Line Frequency	fL		125		MHz	5-level encoding, perIEEE 802.3
Tx Output Impedance	Zout,TX		100		Ohm	Differential, for allfrequencies between1MHz and 125MHz
Rx Input Impedance	Zin,RX		100		Ohm	Differential, for allfrequencies between1MHz and 125MHz

High-Speed Electrical Interface, Host-SFP

Single Ended Data Inputswing	Vinsing	250		1200	mV	Single ended
Single Ended Data Outputswing	Voutsing	350		800	mV	Single ended
Rise/Fall Time	Tr,Tf		175		psec	20%-80%
Tx Input Impedance	Zin		50		Ohm	Single ended
Rx Output Impedance	Zout		50		Ohm	Single ended

Notes:

- 1. All high-speed signals are AC-coupled internally.

VII. Serial Communication Protocol

All FS.COM SFPs support the 2-wire serial communication protocol outlined in the SFP MSA. These SFPs use an MCU, can be accessed with address of A0h.

Parameter	Symbol	Min	Typ.	Max	Unit	Notes/Condi ons
Serial Bus Timing, Requirements						
I <sup>2</sup> C Clock Rate		0		200,000	Hz	

VIII. Pin Description

Pin	Symbol	Name/Description	Ref.
1	V <sub>EET</sub>	Transmitter Ground(Common with Receiver Ground)	1
2	T <sub>FAULT</sub>	Transmitter Fault. Not supported.	
3	T <sub>DIS</sub>	Transmitter Disable. Laser output disabled on high or open.	2
4	MOD_DEF(2)	Module Definition 2. Data line for Serial ID.	3
5	MOD_DEF(1)	Module Definition 1. Clock line for Serial ID.	3
6	MOD_DEF(0)	Module Definition 0. Grounded within the module.	3
7	Rate Select	No connection required	
8	LOS	High indicates no linked. low indicates linked.	4
9	V <sub>EER</sub>	Receiver Ground(Common with Transmitter Ground)	1
10	V <sub>EER</sub>	Receiver Ground(Common with Transmitter Ground)	1
11	V <sub>EER</sub>	Receiver Ground(Common with Transmitter Ground)	1
12	RD-	Receiver Inverted DATA out. AC Coupled.	
13	RD+	Receiver Non-inverted DATA out. AC Coupled.	
14	V <sub>EER</sub>	Receiver Ground(Common with Transmitter Ground)	1
15	V <sub>CCR</sub>	Receiver Power Supply	
16	V <sub>CCT</sub>	Transmitter Power Supply	
17	V <sub>EET</sub>	Transmitter Ground(Common with Receiver Ground)	1
18	TD+	Transmitter Non-Inverted DATA in. AC Coupled.	
19	TD-	Transmitter Inverted DATA in. AC Coupled.	
20	V <sub>EET</sub>	Transmitter Ground(Common with Receiver Ground)	1

**Notes:**

- 1.Circuit ground is connected to chassis ground
- 2.PHY disabled on TDIS > 2.0V or open, enabled on TDIS < 0.8V
- 3.Should be pulled up with 4.7k - 10k Ohms on host board to a voltage between 2.0 V and 3.6 V. MOD\_DEF(0) pulls line low to indicate module is plugged in.
- 4.LVTTL compatible with a maximum voltage of 2.5V.

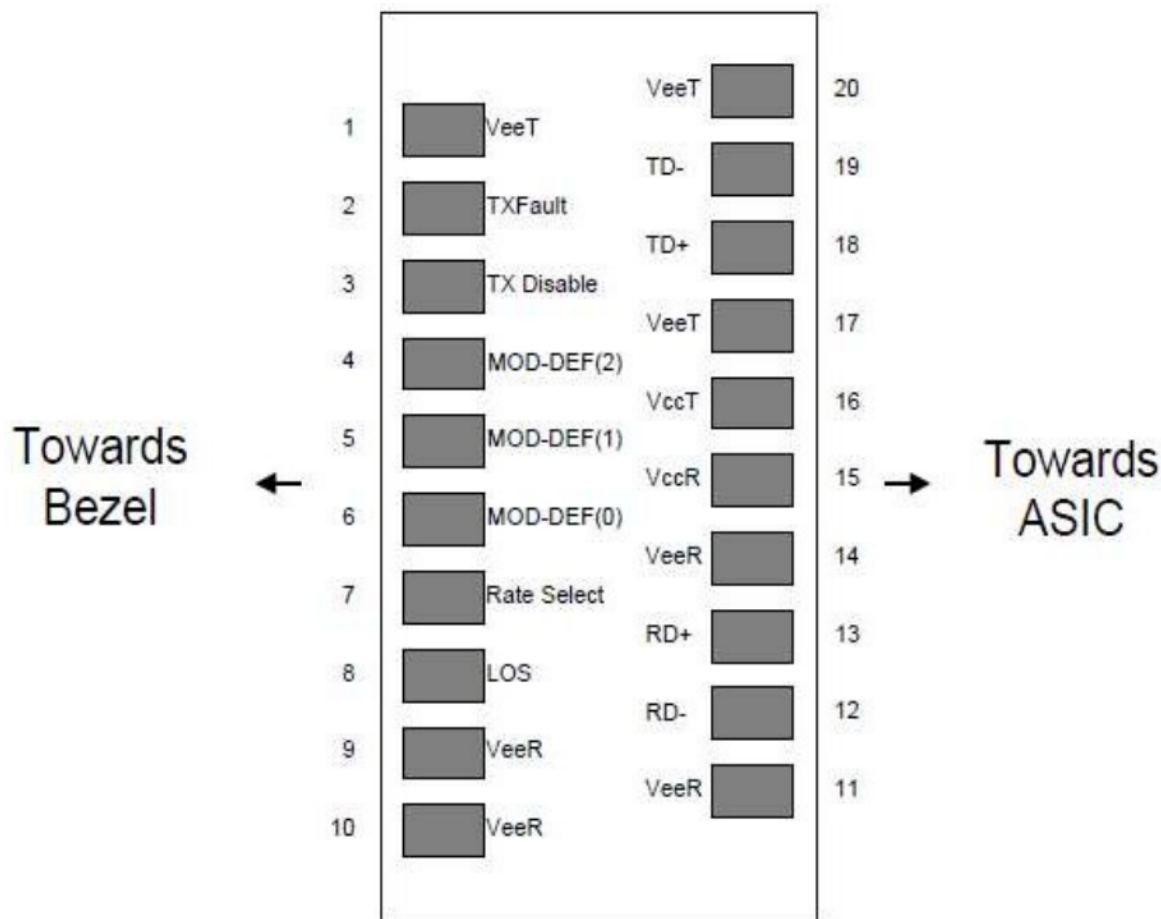


Figure 1. Diagram of Host Board Connector Block Pin Numbers and Names.

IX. Recommended Application Circuit

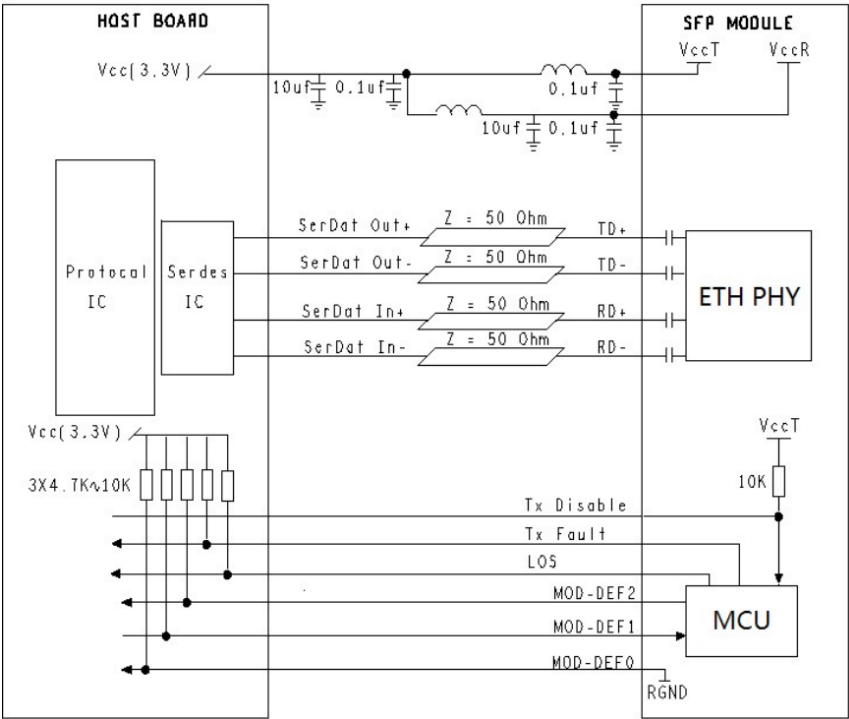


Figure 2. Recommended Application Circuit

X. Mechanical Specifications

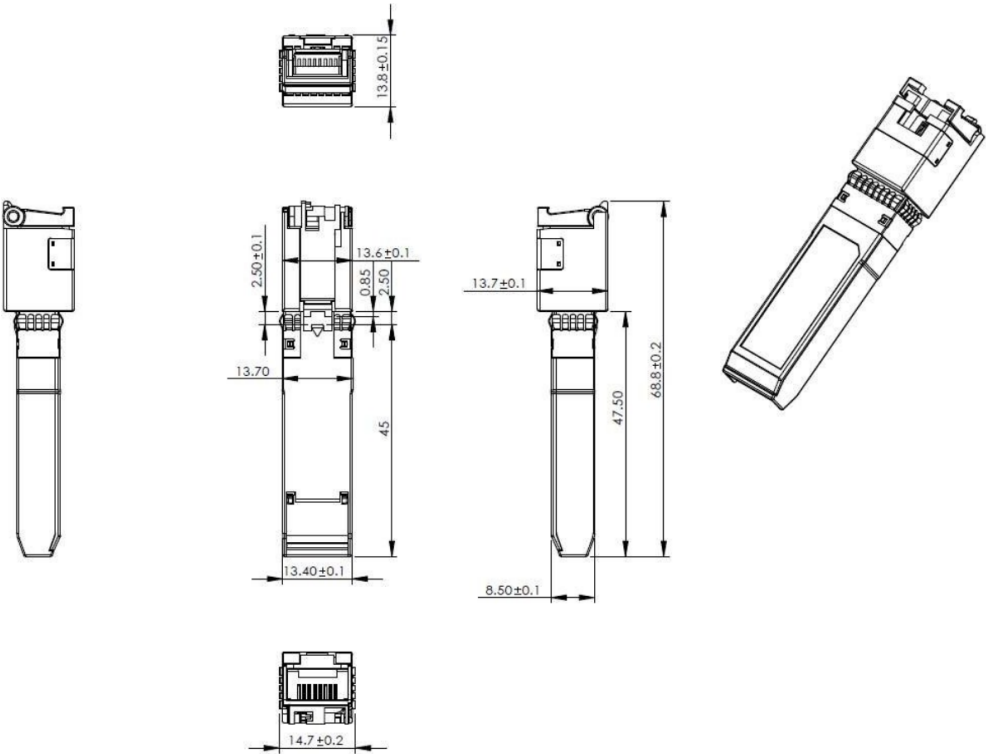


Figure 3. Outline Drawing



## Test Center

FS.COM transceivers are tested to ensure connectivity and compatibility in our test center before shipped out. FS.COM test center is supported by a variety of mainstream original brand switches and groups of professional staff, helping our customers make the most efficient use of our products in their systems, network designs and deployments.

The original switches could be found nowhere but at FS.COM test center, eg: Juniper MX960 & EX 4300 series, Cisco Nexus 9396PX & Cisco ASR 9000 Series, HP 5900 Series & HP 5406R ZL2 V3(J9996A), Arista 7050S-64, Brocade ICX7750-26Q & ICX6610-48, Avaya VSP 7000 MDA 2, etc.



Cisco ASR 9000 Series(A9K-MPA-1X40GE)



ARISTA 7050S-64(DCS-7050S-64)



Juniper MX960



Brocade ICX 7750-26Q



Extreme Networks X670V VIM-40G4X



Mellanox M3601Q



Dell N4032F




HP 5406R ZL2 V3(J9996A)



AVAYA 7024XLS(7002QQ-MDA)

Test Assured Program

FS.COM truly understands the value of compatibility and interoperability to each optics. Every module FS.COM provides must run through programming and an extensive series of platform diagnostic tests to prove its performance and compatibility. In our test center, we care of every detail from staff to facilities—professionally trained staff, advanced test facilities and comprehensive original-brand switches, to ensure our customers to receive the optics with superior quality.



Our smart data system allows effective product management and quality control according to the unique serial number, properly tracing the order, shipment and every part.

Our in-house coding facility programs all of our parts to standard OEM specs for compatibility on all major vendors and systems such as Cisco, Juniper, Brocade, HP, Dell, Arista and so on.



With a comprehensive line of original-brand switches, we can recreate an environment and test each optics in practical application to ensure quality and distance.

The last test assured step to ensure our products to be shipped with perfect package.

Order Information

Part Number	Description
SFP-10GSR-85	10GBASE-SR SFP+ 850nm 300m DOM Transceiver
SFP-10GLRM-31	10GBASE-LRM SFP+ 1310nm 220m DOM Transceiver
SFP-10GLR-31	10GBASE-LR SFP+ 1310nm 10km DOM Transceiver
SFP-10GER-55	10GBASE-ER SFP+ 1550nm 40km DOM Transceiver
SFP-10GZR-55	10GBASE-ZR SFP+ 1550nm 80km DOM Transceiver
SFP-10GZR100-55	10GBASE-ZR SFP+ 1550nm 100km DOM Transceiver
SFP-10GMSR-85	Dual-Rate 1000BASE-SX and 10GBASE-SR SFP+ 850nm 300m DOM Transceiver
SFP-10GMLR-31	Dual-Rate 1000BASE-LX and 10GBASE-LR SFP+ 1310nm 10km DOM Transceiver
SFP-10G-T-80	10GBASE-T SFP+ Copper RJ-45 80m Transceiver
SFP-10G-T-30I	10GBASE-T SFP+ Copper RJ-45 30m Industrial Transceiver

Notes:

1. 10G SFP+ transceiver module is individually tested on corresponding equipment such as Cisco, Arista, Juniper, Dell, Brocade and other brands, and passes the monitoring of FS.COM intelligent quality control system.